

SYRACUSE LANDMARK PRESERVATION BOARD

Certificate of Appropriateness Application

Case Number: CA-20-04

Submit by mail or by hand to:

Syracuse Landmark Preservation Board
City Hall Commons, Room 512
201 E. Washington Street
Syracuse, NY 13202

Electronic submissions to: SLPB@syr.gov.net

APPLICATION

- I. Applicant's Name: Daniel Brattelle & Jeffrey K Newman
 Address: 226 Brattle Road
 Phone: 607-229-2275 email: sjsheret@gmail.com
- II. Work is proposed for property at (address): 226 Brattle Road

This property is:

- individual Protected Site
- located within a Preservation District

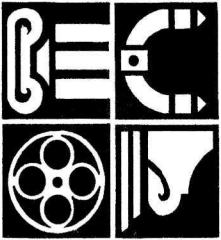
III. This application is for the following (check as many as appropriate; complete only the parts indicated with each work item):

- Partial or complete demolition (Complete Part 1)
- Alteration to texture or material composition of building exterior (Complete Part 2)
- Alteration to texture or material composition of building interior (only if interior is designated a Protected Site; Complete Part 2)
- Change in color (Complete Part 3)
- Cleaning (Complete Part 3)
- Addition to existing building (Complete Part 4)
- New building construction (Complete Part 4)
- Alteration to site including excavation, change in land contours, installation of pavement for parking lots, driveways, or sidewalks (Complete Part 5)
- Deposit of refuse or waste material (Complete Part 5)
- Change in signage or advertising (Complete Part 6)

Applicant's Signature: Daniel Brattelle Date: 22 Feb 2020

Owner's Signature: Jeffrey K Newman Date: 22 Feb 2020

**Submission of this application or approval of a Certificate of Appropriateness does not relieve the applicant of his/her responsibilities in obtaining other permits and/or approvals as prescribed by law. The Syracuse Landmark Preservation Board uses the United States Secretary of the Interior's Standards as guidelines for review of proposals. A copy of these standards is available at the SLPB office or online at <https://www.nps.gov/tps/standards/rehabilitation/rehab/stand.htm>.*



**SYRACUSE
LANDMARK
PRESERVATION
BOARD**

Certificate of Appropriateness Application

Case Number: _____

WINDOW SURVEY FORM

Required for all window replacement projects

I. Applicant's Name: Duffin Diment & Jeffrey K. Newman
Address: 224 Brattle Road Email: sjsheret@gmail.com
Phone: 607-229-2215
II. Work is proposed for property at: 224 Brattle Road

III. Existing Window Description

Year property was built 1912

Are the windows original to the property?

Yes No. Approximate year of replacement? 1980s-90s

Style(s) of existing windows:

- Double-hung (bottom and top sash can open)
- Single-hung (only one sash opens)
- Casement (sashes swing outward, hinges at sides)
- Hopper (swings inward, hinge at the bottom)
- Awning (swings outward, hinge at the top)
- Pivot (rotates open on a center pivot)
- Fixed (fixed glass into frame that does not open)
- Other: leaded pan light & side lights

Number of each style

	<u>41</u>
	<u>0</u>
	<u>5</u>
	<u>0</u>
	<u>0</u>
	<u>0</u>
	<u>14</u>
	<u>4</u>

Total number of windows in property 64

Total number of windows you wish to replace 25

Existing window material(s):

- Wood
- Steel
- Lead
- Other stain

Does your property have storm windows? None
 No Yes. If yes, type (interior or exterior) and material: aluminum

IV. Project Description

Please describe the issues that you hope to address with the replacement of the windows:

In the course of remodeling we would like to replace the existing leaded glass with appropriate vinyl replacement windows. We can also appropriate vinyl integrity windows.

V. Documentation of Window Condition


Please photograph every window proposed for replacement. The photographs should illustrate the conditions you seek to address. Each photograph should be numbered and keyed to a drawing (elevation) legend or image of the side of the property where the window is located.

Front facade





South facade



East facade




North facade



Exterior (kitchen)





Pantry



Dining Room






Stair landing



Master







Insert Double Hung

QUITE POSSIBLY THE PERFECT REPLACEMENT WINDOW.



3 1/4" insert replacement frame with through-jamb installation.

8° sloped sill for a traditional appearance.

Precision built in 1/64" increments up to a stunning 4.5' wide and 7' tall.

Sash lift hardware available.

Dual operating sash open at top or bottom as well as tilt and remove for easy cleaning.

The Wood-Ultrex Insert Double Hung window's frame-in-frame design is precision built to each unique window opening, allowing for a clean replacement without disturbing the existing interior or exterior trim. Rich wood interiors are complemented by Ultrex® pultruded fiberglass exteriors and a wide array of options for superior performance and durability that blend seamlessly with any home design. With Performance Grade ratings of 35-40, this window is Built to Perform® in the toughest replacement projects.

Ergonomic low
profile sash lock,
tilt-latch, and
available sash lift
hardware.



Wood-Ultrex® Series
INSERT DOUBLE HUNG WINDOWS

INSERT
REPLACEMENT
DOUBLE HUNG

